


開關電源變壓器，回掃變壓器，直流轉換器 Switching Power Transformer, Flyback Transformer(Buck/Boost)-Continues/Discontinues, DC-DC Converters

Data requires for **Switching Power Transformer** design

設計開關電源變壓器所須參數

1. Output Circuit 輸出電路: eg. Full Wave, Bridge
2. Frequency 應用頻率 (hertz)
3. Input Voltage (max & min) 輸入最高和最低電壓
4. No. of O/P, Voltage and max,min Current 輸出電壓及電流
5. Maximum dwell Time in % 開關管最大導通時間
6. Diode forward and Switching Voltage drop 開關管導通電壓降及整流二極管正向電壓降
7. Required leakage inductance and Capacitance 要求的漏感或分佈電容
8. Temperature rise requirement 溫升要求
9. Core shape 磁芯形狀
10. Transformer working environment 工作環境條件



Example of cores and their data 磁芯舉例及其參數 (circuit reference: Above)

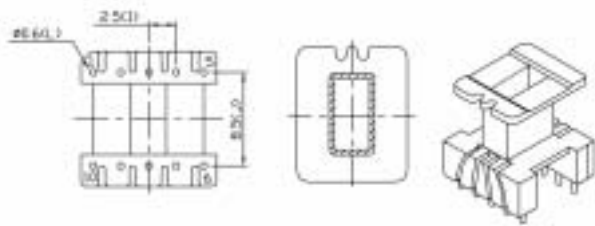
Frequency 工作頻率					25kHz	Designed Temp Rise 設計溫升				25 ° C				
Cores 磁芯	Technical Data 技術指標				Power Loss 損耗參數				Structure Data 結構參數				Coil Data 線圈參數	
	DC Po (W)	Bm (T)	V (%)	AL (nH)	Pcore (W)	Pm (W)	St (cm ²)	Pv (mW · cm ⁻³)	Lm (cm)	Ae (cm ²)	Lc (cm)	Lg (mm)	hm (mm)	Cm (mm)
EE13	4.58	0.3	0.294	87.15	0.07	0.14	7.21	137	3.5	0.19	2.88	0.27	6.5	2.37
EE16	6.43	0.30	0.0292	66.28	0.1	0.2	9.92	137	3.56	0.19	3.74	0.37	8.3	2.5
EE19	8.48	0.3	0.0258	65.97	0.12	0.23	11.7	137	4.58	0.22	3.97	0.42	7.7	3.97
EE20	14.4	0.3	0.0181	79.39	0.2	0.27	15.6	137	4.57	0.32	4.62	0.5	11	3.35
EE25	28	0.28	0.013	97.57	0.36	0.37	24.5	123	5.73	0.52	5.77	0.67	12.8	4.13
EE25.4	19.4	0.3	0.0151	94.21	0.27	0.3	18.9	137	5.99	0.4	4.88	0.54	9.46	5.17
EE35	116	0.24	0.0083	68.31	0.95	0.97	63.9	86.9	8.08	1.05	10.5	1.93	28.8	5.85
EE40	131	0.22	0.0077	96.71	1	1.03	67.7	71.2	8.94	1.47	9.71	1.91	22.9	6.15
EE60	260	0.19	0.006	110.1	1.54	1.58	104	57.7	14.5	2.45	11	2.8	20.7	12.5

Parts with other specifications may available, please contact our sales engineer for further information.

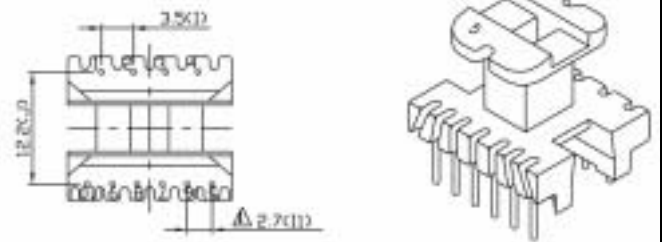
如需要其它參數之此類器件，請與敝司的銷售工程師聯絡索取詳細資料。 E-mail: jrl@pe-coils.com

EC28	47.9	0.24	0.0109	122.4	0.52	0.53	35.1	90.1	7.4	0.89	6.57	0.91	14.1	4.61
EC35	68.5	0.23	0.0095	128.8	0.64	0.66	43.6	81.6	8.56	1.15	6.99	1.12	13.6	6.05
EC40	93.9	0.21	0.009	149.1	0.84	0.86	56.6	65.5	9.72	1.61	8.05	1.36	13.1	6.5
EC42	159	0.2	0.0074	125.2	1.17	1.2	78.9	58.1	10	2.04	9.99	2.04	23.3	5.45
EC49	170	0.19	0.0071	143.7	1.2	1.24	81.2	56.3	12.4	2.3	9.42	2.01	17.5	8.15
EC53	205	0.22	0.0068	96.67	1.37	1.41	92.8	74.9	10.8	1.79	10.4	2.33	24.3	7.95
ERL28	56.1	0.25	0.011	105.4	0.62	0.63	41.6	93.8	7.3	0.87	7.61	1.04	17.5	4.2
ERL35	90.9	0.25	0.0095	85.11	0.85	0.88	57.6	94.6	8.47	1	9.17	1.47	21.9	5.65
ERL49	277	0.2	0.0059	103.5	1.61	1.66	109	57.9	12.4	2.45	11.5	2.97	29.5	8.1

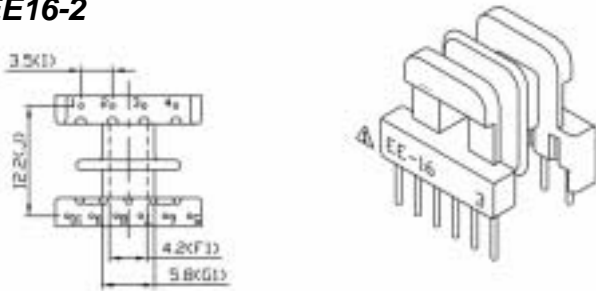
EE13



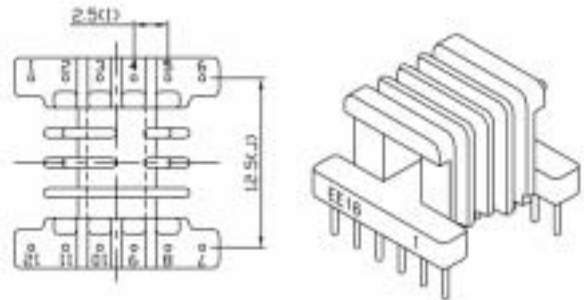
EE16-1



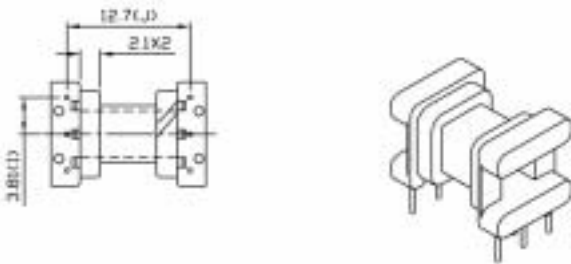
EE16-2



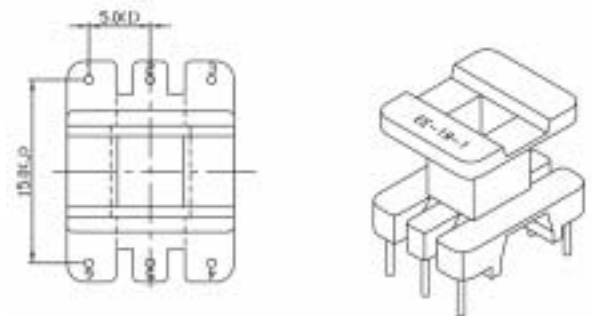
EE16-3



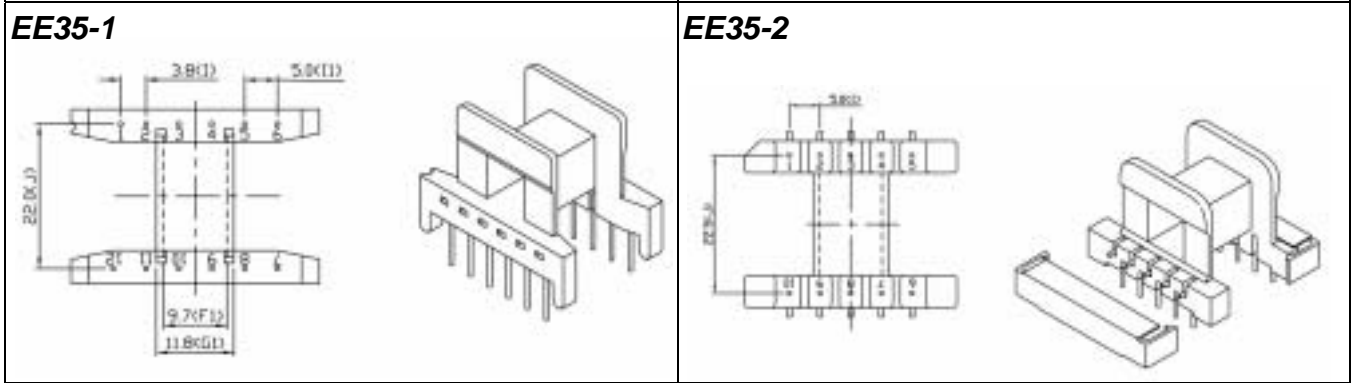
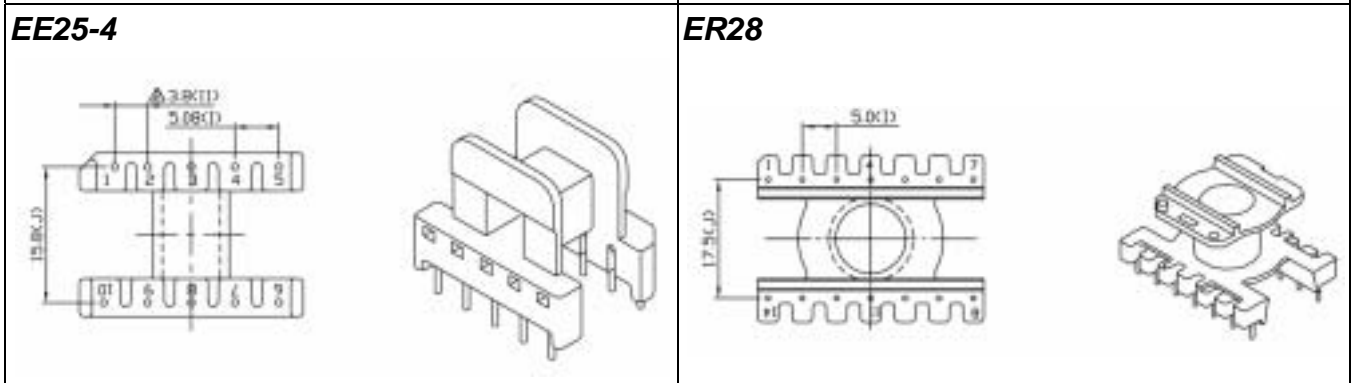
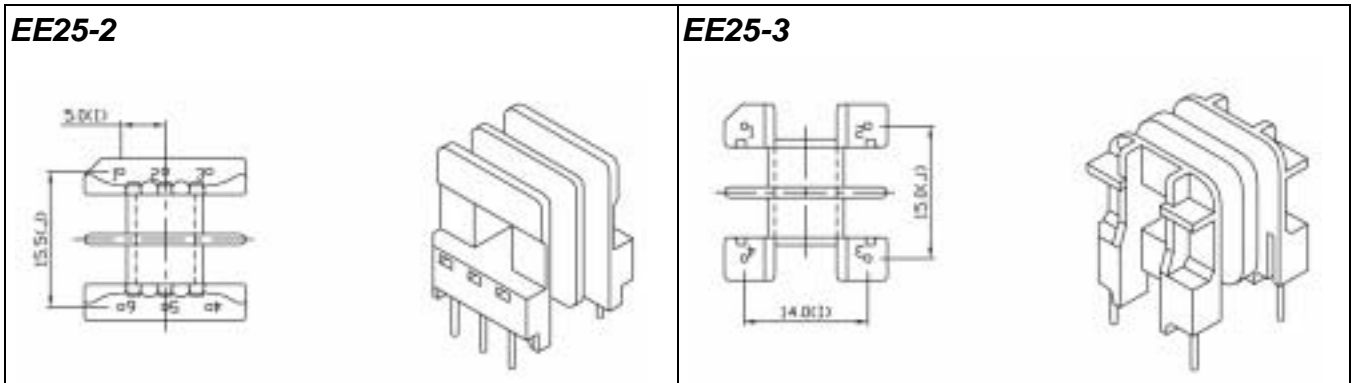
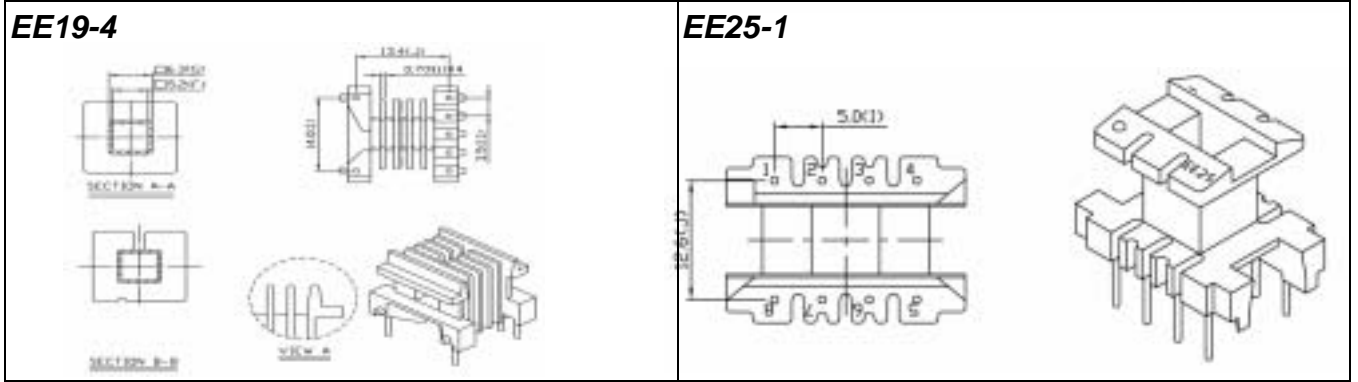
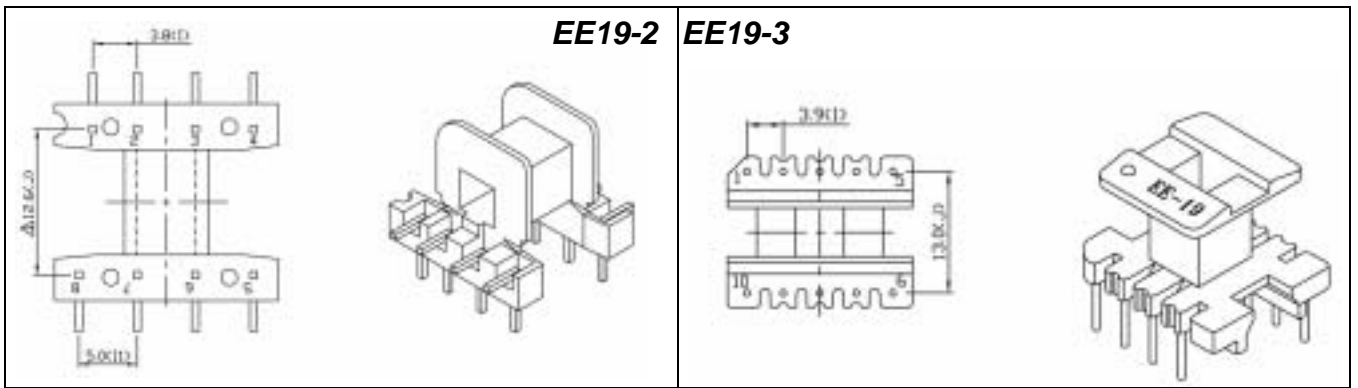
EE16-4



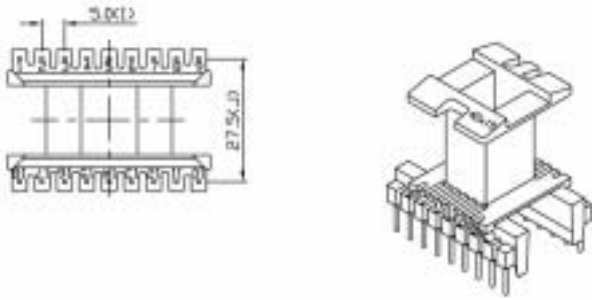
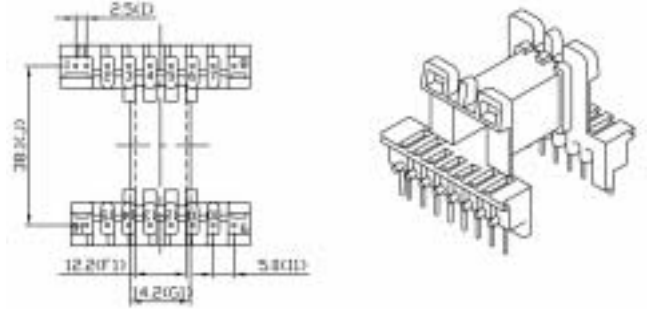
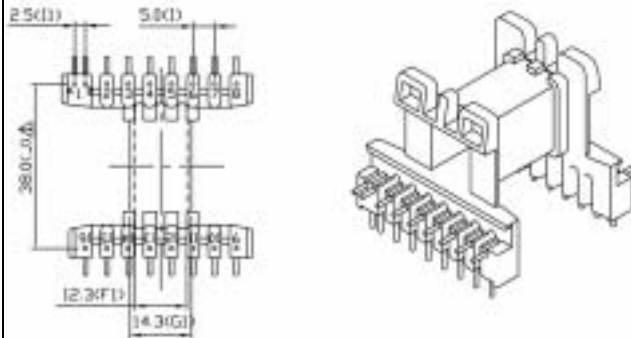
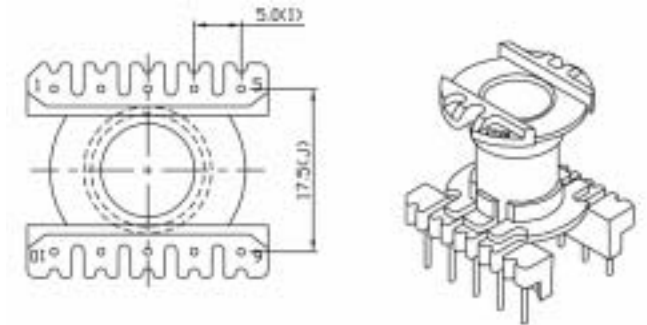
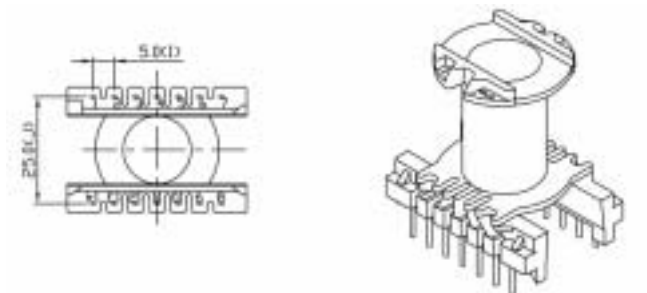
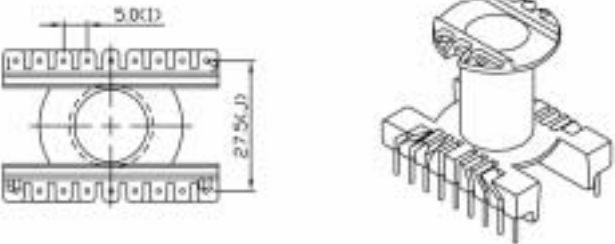
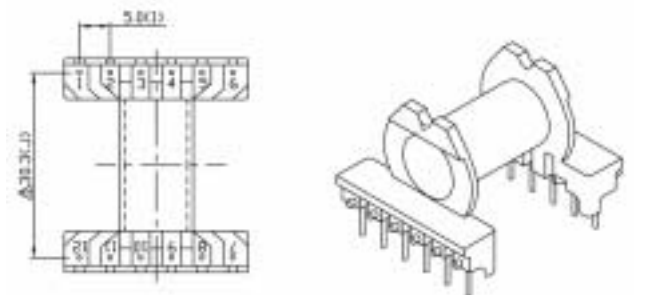
EE19-1



Parts with other specifications may available, please contact our sales engineer for further information.
 如需要其它参数之此类器件，请与敝司的销售工程师联络索取详细资料。 E-mail: jrl@pe-coils.com



Parts with other specifications may available, please contact our sales engineer for further information.
 如需要其它参数之此類器件，請與敝司的銷售工程師聯絡索取詳細資料。 E-mail: jrl@pe-coils.com

EE42-1**EE42-2****EE42-3****ER28****ER40****ER42-1****ER42-2****ERL28**

Please note above dimensions are just small part of available formers.

注意：以上所例之骨架只屬現存之一小部分

Parts with other specifications may available, please contact our sales engineer for further information.
 如需要其它參數之此類器件，請與敝司的銷售工程師聯絡索取詳細資料。 E-mail: jrl@pe-coils.com